

Y6 SATs

Missing Lengths From Diagrams

Help Code : 033

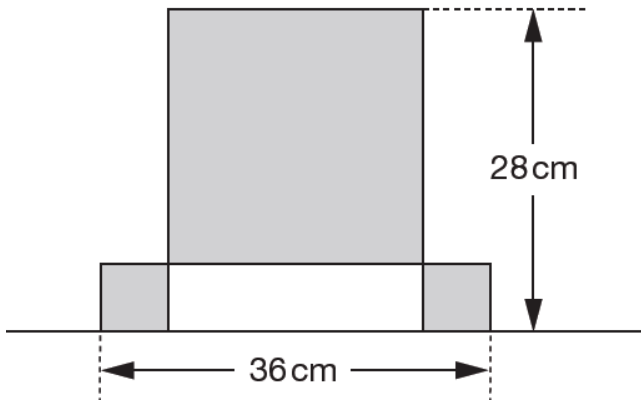
BOOSTER

RECOMMENDED! - mental maths TES resource
Interactive + Self-Marking [CLICK HERE](#)

2009A KS2 Q24

This design has one large square and two identical small squares.

The design measures 36 centimetres by 28 centimetres.



Calculate the length of a side of the **large square**

Show your **working**. You may get a mark.

cm

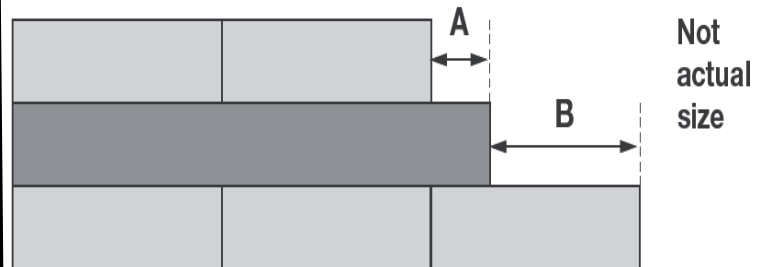
2010A KS2 Q13



Liam has two different sizes of rectangle.



He makes this pattern with them



A = cm

Calculate the lengths of **A** and **B**.

B = cm

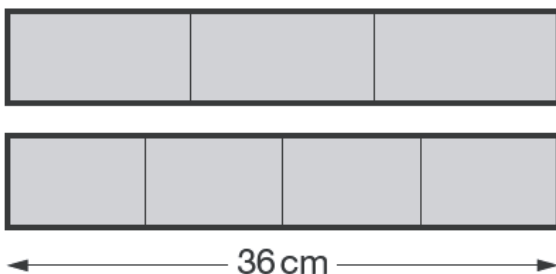
2011A KS2 Q25

Joe has two strips of card.

Each strip is 36 centimetres long.

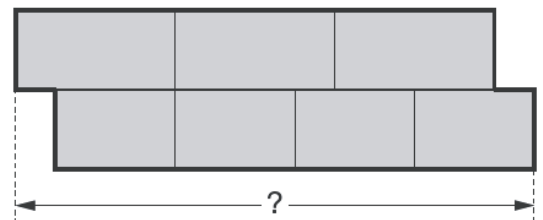
One strip is divided into three equal parts.

The other strip is divided into four equal parts.



Not actual size

Joe uses the two strips to make this shape.



What is the total length of Joe's shape?

Show your working

cm

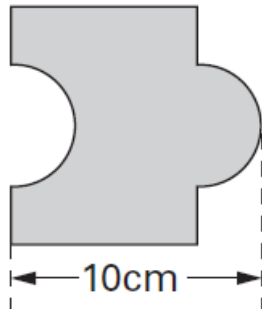
2005A KS2 Q24

Josh has some tiles.

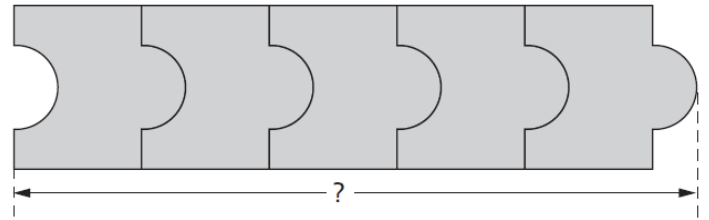
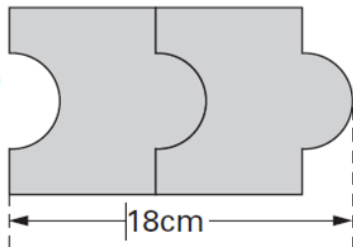


Each tile is 10cm long.

Not actual size



Two tiles fitted together are 18cm long.



Calculate the length of **five** tiles fitted together.

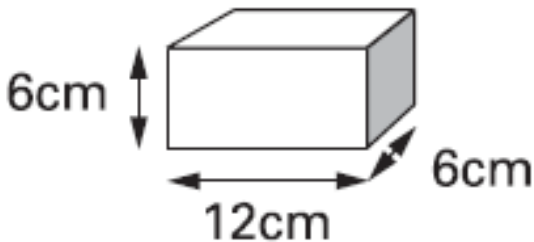
Show your **working**. You may get a mark.

cm

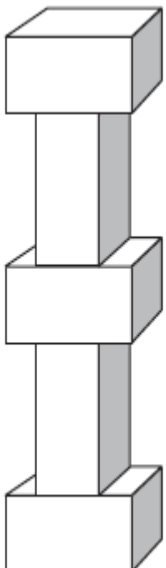
2003A KS2 Q11

Martin has some bricks.

They are 12cm long, 6cm high and 6cm deep.



He builds this tower with **five** bricks.



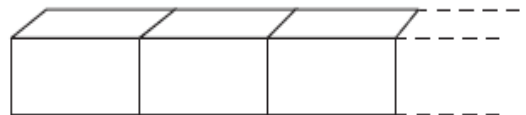
How tall is the tower?

cm



Each brick is 12cm long.

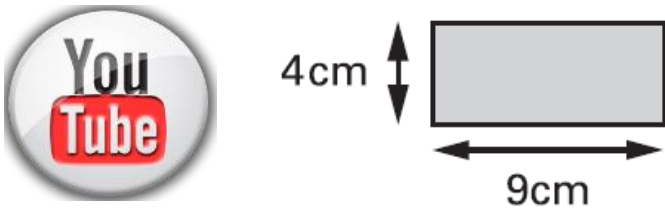
Martin makes a line of bricks 132cm long.



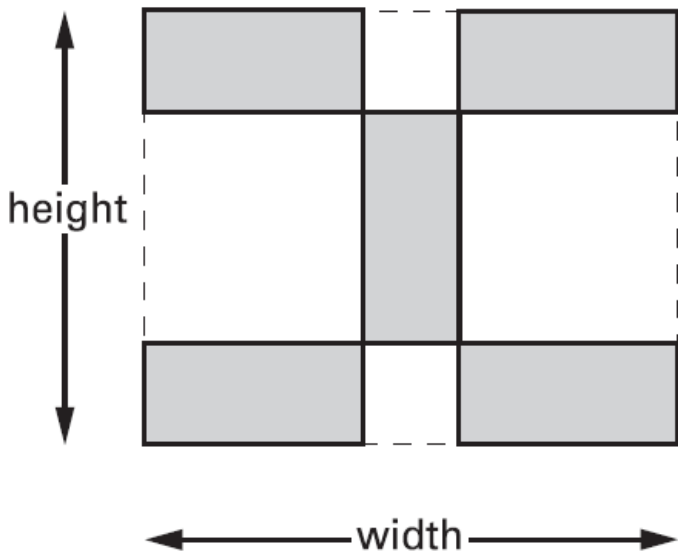
How many bricks does he use?

2000A KS2 Q16

Kim has some rectangular tiles.
Each one is **4 centimetres** by **9 centimetres**.



She makes a design with them.

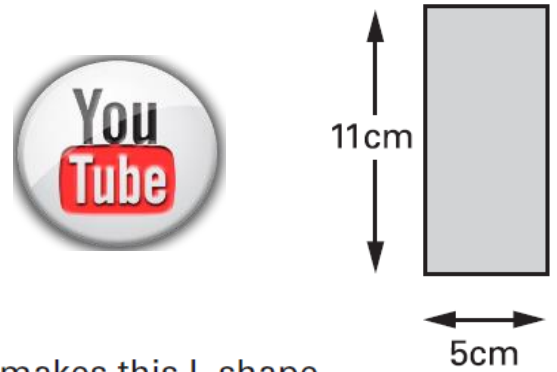


Calculate the **width** and **height** of her design.

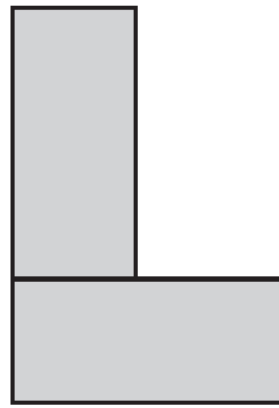
width = cm height = cm

2000A KS2 Q19

Liam has two rectangular tiles like this.



He makes this L shape.



What is the **perimeter** of Liam's L shape?

 cm